

# ZON™

BEARINGS FOR YOUR FUTURE



圆柱滚子轴承



**TÜVRheinland®**  
**CERT**  
Certified ISO 2008  
Certified  
Management System  
according to ISO 9001:2008



BEARINGS FOR YOUR FUTURE

灿恩轴承品质卓越，在各种标准及非标应用中使用广泛。  
无论数量多少，我们的技术部门都能够根据您的要求定制任何规格的非标轴承。

灿恩除了经营一千余种微型轴承（内径1-10mm,包括英制）之外还提供薄壁、推力、标准公制轴承以及其他各种非标轴承。我们能够按照客户的特殊需求，通过一些新型材料例如陶瓷或者特殊钢材来设计轴承以满足工业，医疗，化学或食品加工行业上的各种应用。


如果您在我们的产品目录册中无法找到您的理想型号，请联系我们经验丰富的销售团队。



灿恩已获得德国ISO 9001 TUV莱茵认证。

莱茵认证被视作轴承行业的最高检验标准，受到国际认可并得到广大客户的肯定，被视为品质和服务的保证。

[www.zen.biz](http://www.zen.biz)



圆柱滚子轴承



润滑脂

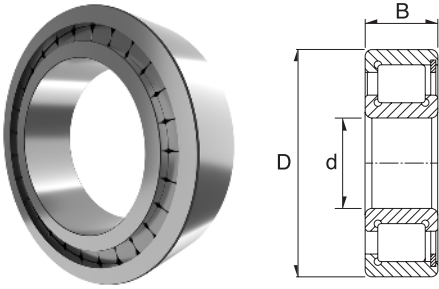


超负荷适用



橡胶密封圈（可选）

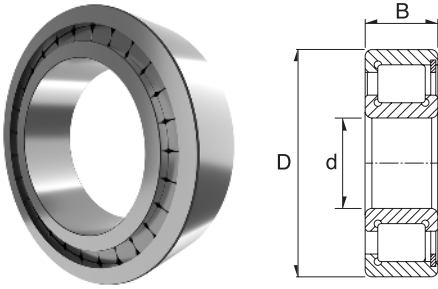
# NCF 圆柱滚子轴承



3

Dimension (mm)			Designation/ Type	Alternative Designation/Type	Basic Load Rating kN		Limiting Speed x1000rpm	Weight (kg)
d	D	B			Cr	Co		
20.0	47.0	18.0	NCF 2204	SL18 2204	41	37.5	9500	0.16 kg
20.0	47.0	18.0	NCF 2204 C3	SL18 2204 C3	41	37.5	9500	0.16 kg
20.0	42.0	16.0	NCF 3004	SL18 3004	27.5	26.5	10000	0.11 kg
20.0	42.0	16.0	NCF 3004 C3	SL18 3004 C3	27.5	26.5	10000	0.11 kg
25.0	52.0	18.0	NCF 2205	SL18 2205	46	45	8500	0.18 kg
25.0	52.0	18.0	NCF 2205 C3	SL18 2205 C3	46	45	8500	0.18 kg
25.0	47.0	16.0	NCF 3005	SL18 3005	31.5	32.5	9000	0.12 kg
25.0	47.0	16.0	NCF 3005 C3	SL18 3005 C3	31.5	32.5	9000	0.12 kg
30.0	62.0	20.0	NCF 2206	SL18 2206	63	65	7000	0.30 kg
30.0	62.0	20.0	NCF 2206 C3	SL18 2206 C3	63	65	7000	0.30 kg
30.0	55.0	19.0	NCF 3006	SL18 3006	40.5	43	7500	0.20 kg
30.0	55.0	19.0	NCF 3006 C3	SL18 3006 C3	40.5	43	7500	0.20 kg
35.0	72.0	23.0	NCF 2207	SL18 2207	79	79	6000	0.44 kg
35.0	72.0	23.0	NCF 2207 C3	SL18 2207 C3	79	79	6000	0.44 kg
35.0	62.0	20.0	NCF 3007	SL18 3007	49.5	55	6500	0.26 kg
35.0	62.0	20.0	NCF 3007 C3	SL18 3007 C3	49.5	55	6500	0.26 kg
40.0	80.0	23.0	NCF 2208	SL18 2208	87	83	5500	0.55 kg
40.0	80.0	23.0	NCF 2208 C3	SL18 2208 C3	87	83	5500	0.55 kg
40.0	68.0	21.0	NCF 3008	SL18 3008	59	68	6000	0.31 kg
40.0	68.0	21.0	NCF 3008 C3	SL18 3008 C3	59	68	6000	0.31 kg
45.0	85.0	23.0	NCF 2209	SL18 2209	90	99	5000	0.59 kg
45.0	75.0	23.0	NCF 3009	SL18 3009	63	76	5500	0.40 kg
45.0	75.0	23.0	NCF 3009 C3	SL18 3009 C3	63	76	5500	0.40 kg
50.0	90.0	23.0	NCF 2210	SL18 2210	97	113	4600	0.64 kg
50.0	90.0	23.0	NCF 2210 C3	SL18 2210 C3	97	113	4600	0.64 kg
50.0	90.0	23.0	NCF 2211 C3	SL18 2211 C3	97	113	4600	0.87 kg
50.0	80.0	23.0	NCF 3010	SL18 3010	79	96	5000	0.43 kg
50.0	80.0	23.0	NCF 3010 C3	SL18 3010 C3	79	96	5000	0.43 kg
55.0	100.0	25.0	NCF 2211	SL18 2211	125	150	4200	0.87 kg
55.0	90.0	26.0	NCF 3011	SL18 3011	107	138	4500	0.64 kg

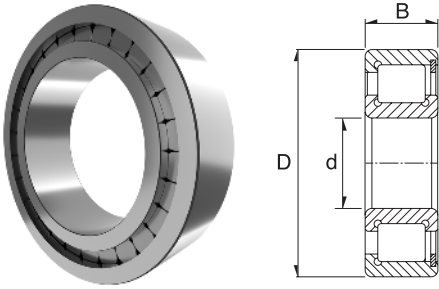
# NCF 圆柱滚子轴承



4

Dimension (mm)			Designation/ Type	Alternative Designation/Type	Basic Load Rating kN		Limiting Speed x1000rpm	Weight (kg)
d	D	B			Cr	Co		
55.0	90.0	26.0	NCF 3011 C3	SL18 3011 C3	107	138	4500	0.64 kg
60.0	110.0	28.0	NCF 2212	SL18 2212	152	180	3800	1.18 kg
60.0	110.0	28.0	NCF 2212 C3	SL18 2212 C3	152	180	3800	1.18 kg
60.0	85.0	16.0	NCF 2912	SL18 2912	57	78	4500	0.29 kg
60.0	85.0	16.0	NCF 2912 C3	SL18 2912 C3	57	78	4500	0.29 kg
60.0	95.0	26.0	NCF 3012	SL18 3012	110	145	4200	0.69 kg
60.0	95.0	26.0	NCF 3012 C3	SL18 3012 C3	110	145	4200	0.69 kg
65.0	120.0	31.0	NCF 2213	SL18 2213	178	214	3500	1.57 kg
65.0	120.0	31.0	NCF 2213 C3	SL18 2213 C3	178	214	3500	1.57 kg
65.0	90.0	16.0	NCF 2913	SL18 2913	60	86	4200	0.31 kg
65.0	90.0	16.0	NCF 2913 C3	SL18 2913 C3	60	86	4200	0.31 kg
65.0	100.0	26.0	NCF 3013	SL18 3013	116	159	3900	0.73 kg
65.0	100.0	26.0	NCF 3013 C3	SL18 3013 C3	116	159	3900	0.73 kg
70.0	125.0	31.0	NCF 2214	SL18 2214	184	227	3300	1.66 kg
70.0	125.0	31.0	NCF 2215	SL18 2215	184	227	3300	1.75 kg
70.0	100.0	19.0	NCF 2914	SL18 2914	79	114	3800	0.49 kg
70.0	100.0	19.0	NCF 2914 C3	SL18 2914 C3	79	114	3800	0.49 kg
70.0	110.0	30.0	NCF 3014	SL18 3014	137	176	3600	1.02 kg
70.0	110.0	30.0	NCF 3014 C3	SL18 3014 C3	137	176	3600	1.02 kg
75.0	130.0	31.0	NCF 2215 C3	SL18 2215 C3	190	241	3200	1.75 kg
75.0	130.0	31.0	NCF 2216	SL18 2216	190	241	3200	2.15 kg
75.0	105.0	19.0	NCF 2915	SL18 2915	81	121	3600	0.52 kg
75.0	115.0	30.0	NCF 3015	SL18 3015	145	194	3400	1.06 kg
75.0	115.0	30.0	NCF 3015 C3	SL18 3015 C3	145	194	3400	1.06 kg
80.0	140.0	33.0	NCF 2216 C3	SL18 2216 C3	226	285	2900	2.15 kg
80.0	110.0	19.0	NCF 2916	SL18 2916	84	129	3400	0.55 kg
80.0	110.0	19.0	NCF 2916 C3	SL18 2916 C3	84	129	3400	0.55 kg
80.0	125.0	34.0	NCF 3016	SL18 3016	173	225	3200	1.43 kg
80.0	125.0	34.0	NCF 3016 C3	SL18 3016 C3	173	225	3200	1.43 kg
85.0	150.0	36.0	NCF 2217	SL18 2217	255	325	2800	2.74 kg

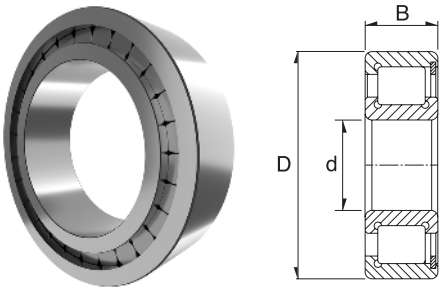
# NCF 圆柱滚子轴承



5

Dimension (mm)			Designation/ Type	Alternative Designation/Type	Basic Load Rating kN		Limiting Speed x1000rpm	Weight (kg)
d	D	B			Cr	Co		
85.0	150.0	36.0	NCF 2217 C3	SL18 2217 C3	255	325	2800	2.74 kg
85.0	120.0	22.0	NCF 2917	SL18 2917	105	162	3200	0.81 kg
85.0	130.0	34.0	NCF 3017	SL18 3017	178	237	3000	1.51 kg
85.0	130.0	34.0	NCF 3017 C3	SL18 3017 C3	178	237	3000	1.51 kg
90.0	160.0	40.0	NCF 2218	SL18 2218	290	370	2600	3.48 kg
90.0	160.0	40.0	NCF 2218 C3	SL18 2218 C3	290	370	2600	3.48 kg
90.0	125.0	22.0	NCF 2918	SL18 2918	109	172	3000	0.84 kg
90.0	125.0	22.0	NCF 2918 C3	SL18 2918 C3	109	172	3000	0.84 kg
90.0	140.0	37.0	NCF 3018	SL18 3018	208	280	2800	1.97 kg
90.0	140.0	37.0	NCF 3018 C3	SL18 3018 C3	208	280	2800	1.97 kg
95.0	130.0	22.0	NCF 2919	SL18 2919	118	179	2900	0.84 kg
100.0	180.0	46.0	NCF 2220	SL18 2220	395	520	2300	5.13 kg
100.0	180.0	46.0	NCF 2220 C3	SL18 2220 C3	395	520	2300	5.13 kg
100.0	140.0	24.0	NCF 2920	SL18 2920	136	206	2700	1.14 kg
100.0	140.0	24.0	NCF 2920 C3	SL18 2920 C3	136	206	2700	1.14 kg
100.0	150.0	37.0	NCF 3020	SL18 3020	219	310	2600	2.15 kg
100.0	150.0	37.0	NCF 3020 C3	SL18 3020 C3	219	310	2600	2.15 kg
110.0	200.0	53.0	NCF 2222	SL18 2222	455	590	2100	7.24 kg
110.0	200.0	53.0	NCF 2222 C3	SL18 2222 C3	455	590	2100	7.24 kg
110.0	150.0	24.0	NCF 2922	SL18 2922	140	220	2500	1.23 kg
110.0	150.0	24.0	NCF 2922 C3	SL18 2922 C3	140	220	2500	1.23 kg
110.0	170.0	45.0	NCF 3022	SL18 3022	285	395	2300	3.50 kg
110.0	170.0	45.0	NCF 3022 C3	SL18 3022 C3	285	395	2300	3.50 kg
120.0	215.0	58.0	NCF 2224	SL18 2224	540	730	1900	9.08 kg
120.0	215.0	58.0	NCF 2224 C3	SL18 2224 C3	540	730	1900	9.08 kg
120.0	165.0	27.0	NCF 2924	SL18 2924	180	295	2300	1.73 kg
120.0	165.0	27.0	NCF 2924 C3	SL18 2924 C3	180	295	2300	1.73 kg
120.0	180.0	46.0	NCF 3024	SL18 3024	300	435	2200	3.80 kg
130.0	230.0	64.0	NCF 2226 C3	SL18 2226 C3	630	860	1800	12.00 kg
130.0	180.0	30.0	NCF 2926	SL18 2926	214	355	2100	2.33 kg

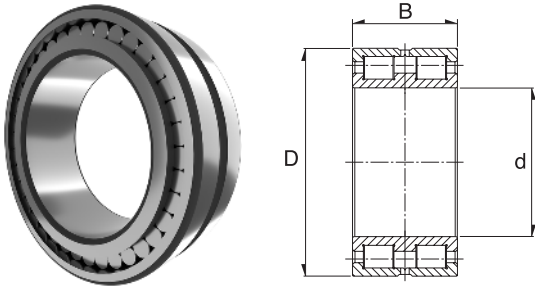
# NCF 圆柱滚子轴承



6

Dimension (mm)			Designation/ Type	Alternative Designation/Type	Basic Load Rating kN		Limiting Speed x1000rpm	Weight (kg)
d	D	B			Cr	Co		
130.0	180.0	30.0	NCF 2926 C3	SL18 2926 C3	214	355	2100	2.33 kg
130.0	200.0	52.0	NCF 3026	SL18 3026	435	620	2000	5.65 kg
140.0	250.0	68.0	NCF 2228	SL18 2228	720	1020	1700	14.50 kg
140.0	190.0	30.0	NCF 2928	SL18 2928	232	385	2000	2.42 kg
140.0	190.0	30.0	NCF 2928 C3	SL18 2928 C3	232	385	2000	2.42 kg
140.0	210.0	53.0	NCF 3028	SL18 3028	455	680	1900	6.04 kg
140.0	210.0	53.0	NCF 3028 C3	SL18 3028 C3	455	680	1900	6.04 kg
150.0	270.0	73.0	NCF 2230	SL18 2230	830	1180	1500	18.40 kg
150.0	210.0	36.0	NCF 2930	SL18 2930	305	490	1800	3.77 kg
150.0	210.0	36.0	NCF 2930 C3	SL18 2930 C3	305	490	1800	3.77 kg
150.0	225.0	56.0	NCF 3030	SL18 3030	480	710	1700	7.33 kg
150.0	225.0	56.0	NCF 3030 C3	SL18 3030 C3	480	710	1700	7.33 kg
160.0	220.0	36.0	NCF 2932	SL18 2932	320	520	1700	4.00 kg
160.0	220.0	36.0	NCF 2932 C3	SL18 2932 C3	320	520	1700	4.00 kg
160.0	240.0	60.0	NCF 3032	SL18 3032	550	820	1600	8.80 kg
160.0	240.0	60.0	NCF 3032 C3	SL18 3032 C3	550	820	1600	8.80 kg
170.0	230.0	36.0	NCF 2934	SL18 2934	330	560	1600	4.30 kg
170.0	230.0	36.0	NCF 2934 C3	SL18 2934 C3	330	560	1600	4.30 kg
180.0	250.0	42.0	NCF 2936	SL18 2936	410	690	1500	6.20 kg
180.0	250.0	42.0	NCF 2936 C3	SL18 2936 C3	410	690	1500	6.20 kg
190.0	260.0	42.0	NCF 2938	SL18 2938	455	790	1400	6.50 kg
190.0	260.0	42.0	NCF 2938 C3	SL18 2938 C3	455	790	1400	6.50 kg
240.0	300.0	28.0	NCF 1848	SL18 1848	224	435	1200	4.40 kg

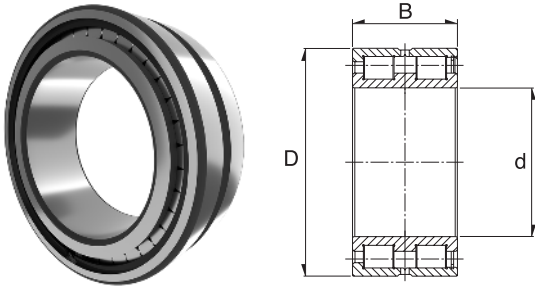
# NNC 圆柱滚子轴承



7

Dimension (mm)			Designation/ Type	Alternative Designation/Type	Basic Load Rating kN		Limiting Speed x1000rpm	Weight (kg)
d	D	B			Cr	Co		
90.0	125.0	35.0	NNC 4918	SL01 4918	161	300	3000	1.35 kg
100.0	140.0	40.0	NNC 4920	SL01 4920	209	400	2600	1.95 kg
110.0	150.0	40.0	NNC 4922	SL01 4922	220	430	2400	2.15 kg
120.0	165.0	45.0	NNC 4924	SL01 4924	242	480	2200	2.95 kg
130.0	180.0	50.0	NNC 4926	SL01 4926	297	530	2000	3.95 kg
140.0	190.0	50.0	NNC 4928	SL01 4928	308	570	1900	4.20 kg
150.0	190.0	40.0	NNC 4830	SL01 4830	255	585	1800	2.90 kg
150.0	210.0	60.0	NNC 4930	SL01 4930	429	830	1700	6.65 kg
160.0	200.0	40.0	NNC 4832	SL01 4832	260	610	1700	3.10 kg
170.0	230.0	60.0	NNC 4934	SL01 4934	457	950	1500	7.35 kg
180.0	250.0	69.0	NNC 4936	SL01 4936	594	1220	1400	10.80 kg
200.0	250.0	50.0	NNC 4840	SL01 4840	369	800	1400	5.90 kg

# NNCF 圆柱滚子轴承

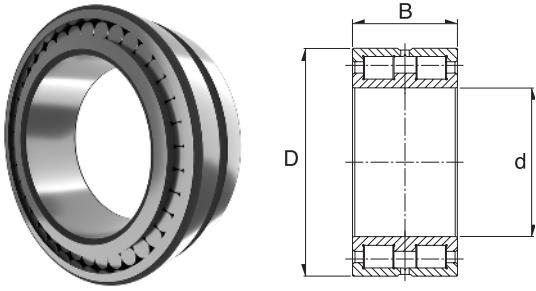


8

Dimension (mm)			Designation/ Type	Alternative Designation/Type	Basic Load Rating kN		Limiting Speed x1000rpm	Weight (kg)
d	D	B			Cr	Co		
90.0	140.0	67.0	NNCF 5018	SL18 5018	355	560	2800	3.62 kg
90.0	140.0	67.0	NNCF 5018 C3	SL18 5018 C3	355	560	2800	3.62 kg
100.0	150.0	67.0	NNCF 5020	SL18 5020	375	620	2600	3.94 kg
100.0	150.0	67.0	NNCF 5020 C3	SL18 5020 C3	375	620	2600	3.94 kg
120.0	180.0	60.0	NNCF 5024	SL18 5024	520	870	2200	6.77 kg
120.0	180.0	60.0	NNCF 5024 C3	SL18 5024 C3	520	870	2200	6.77 kg
140.0	210.0	95.0	NNCF 5028	SL18 5028	809	1370	1800	11.1 kg
140.0	210.0	95.0	NNCF 5028 C3	SL18 5028 C3	809	1370	1800	11.1 kg
160.0	240.0	109.0	NNCF 5032 C3	SL18 5032 C3	952	1600	1500	16.2 kg
170.0	260.0	122.0	NNCF 5034 C3	SL18 5034 C3	1230	2120	1400	23.0 kg



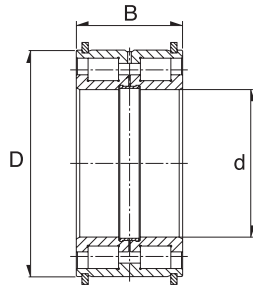
# NNCL 圆柱滚子轴承



9

Dimension (mm)			Designation/ Type	Alternative Designation/Type	Basic Load Rating kN		Limiting Speed x1000rpm	Weight (kg)
d	D	B			Cr	Co		
100.0	140.0	40.0	NNCL 4920	SL02 4920	196	380	2700	1.9 kg
110.0	150.0	40.0	NNCL 4922	SL02 4922	204	410	2500	2.1 kg
120.0	165.0	45.0	NNCL 4924	SL02 4924	228	455	2300	2.85 kg
130.0	180.0	50.0	NNCL 4926	SL02 4926	297	530	2000	3.8 kg
140.0	190.0	50.0	NNCL 4928	SL02 4928	308	570	1900	4.1 kg
150.0	210.0	60.0	NNCL 4930	SL02 4930	429	830	1700	6.45 kg

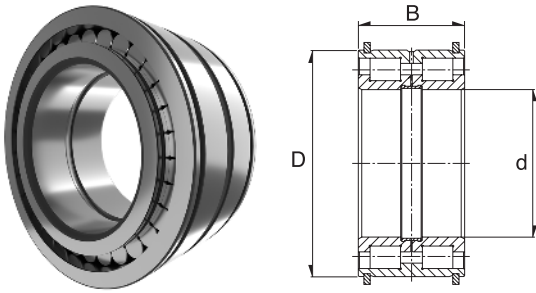
# NNF 圆柱滚子轴承



10

Dimension (mm)			Designation/ Type	Alternative Designation/Type	Basic Load Rating kN		Limiting Speed x1000rpm	Weight (kg)
d	D	B			Cr	Co		
20.0	42.0	30.0	NNF 5004	SL04 5004	40.5	49.0	4000	0.20 kg
20.0	42.0	30.0	NNF 5004 PP	SL04 5004 PP	40.5	49.0	4000	0.20 kg
20.0	42.0	30.0	NNF 5004 PP C3	SL04 5004 PP C3 2NR	40.5	49.0	4000	0.20 kg
20.0	42.0	30.0	NNF 5004 PP 2NR	SL04 5004 PP 2NR	40.5	49.0	4000	0.20 kg
25.0	47.0	30.0	NNF 5005	SL04 5005	44.5	58.0	3600	0.24 kg
25.0	47.0	30.0	NNF 5005 PP	SL04 5005 PP	44.5	58.0	3600	0.24 kg
25.0	47.0	30.0	NNF 5005 PP 2NR	SL04 5005 PP 2NR	44.5	58.0	3600	0.24 kg
30.0	55.0	34.0	NNF 5006	SL04 5006	50.0	67.0	3000	0.37 kg
30.0	55.0	34.0	NNF 5006 PP	SL04 5006 PP	50.0	67.0	3000	0.37 kg
30.0	55.0	34.0	NNF 5006 PP C3	SL04 5006 PP C3	50.0	67.0	3000	0.37 kg
30.0	55.0	34.0	NNF 5006 PP 2NR	SL04 5006 PP 2NR	50.0	67.0	3000	0.37 kg
35.0	62.0	36.0	NNF 5007	SL04 5007	63.0	88.0	2600	0.48 kg
35.0	62.0	36.0	NNF 5007 PP	SL04 5007 PP	63.0	88.0	2600	0.48 kg
35.0	62.0	36.0	NNF 5007 PP 2NR	SL04 5007 PP 2NR	63.0	88.0	2600	0.48 kg
40.0	68.0	38.0	NNF 5008	SL04 5008	79.5	116.0	2500	0.56 kg
40.0	68.0	38.0	NNF 5008 PP	SL04 5008 PP	79.5	116.0	2500	0.56 kg
40.0	68.0	38.0	NNF 5008 PP C3	SL04 5008 PP C3 2NR	79.5	116.0	2500	0.56 kg
40.0	68.0	38.0	NNF 5008 PP 2NR	SL04 5008 PP 2NR	79.5	116.0	2500	0.56 kg
45.0	75.0	40.0	NNF 5009 PP	SL04 5009 PP	95.5	144.0	2200	0.76 kg
50.0	80.0	40.0	NNF 5010	SL04 5010	100.0	158.0	2000	0.76 kg
50.0	80.0	40.0	NNF 5010 PP	SL04 5010 PP	100.0	158.0	2000	0.76 kg
50.0	80.0	40.0	NNF 5010 PP C3	SL04 5010 PP C3 2NR	100.0	158.0	2000	0.76 kg
50.0	80.0	40.0	NNF 5010 PP 2NR	SL04 5010 PP 2NR	100.0	158.0	2000	0.76 kg
55.0	90.0	46.0	NNF 5011 PP	SL04 5011 PP	118.0	193.0	1800	1.18 kg
55.0	90.0	46.0	NNF 5011 PP 2NR	SL04 5011 PP 2NR	118.0	193.0	1800	1.18 kg
60.0	95.0	46.0	NNF 5012 PP	SL04 5012 PP	123.0	208.0	1700	1.26 kg
60.0	95.0	46.0	NNF 5012 PP 2NR	SL04 5012 PP 2NR	123.0	208.0	1700	1.26 kg
65.0	100.0	46.0	NNF 5013 PP	SL04 5013 PP	128.0	224.0	1500	1.33 kg
65.0	100.0	46.0	NNF 5013 PP C3	SL04 5013 PP C3 2NR	128.0	224.0	1500	1.33 kg
65.0	100.0	46.0	NNF 5013 PP 2NR	SL04 5013 PP2 NR	128.0	224.0	1500	1.33 kg

# NNF 圆柱滚子轴承



11

Dimension (mm)			Designation/ Type	Alternative Designation/Type	Basic Load Rating kN		Limiting Speed x1000rpm	Weight (kg)
d	D	B			Cr	Co		
70.0	110.0	54.0	NNF 5014 PP	SL04 5014 PP	171	285	1400	1.87 kg
70.0	110.0	54.0	NNF 5014 PP 2NR	SL04 5014 PP 2NR	171	285	1400	1.87 kg
75.0	115.0	54.0	NNF 5015 PP	SL04 5015 PP	197	325	1300	1.96 kg
75.0	115.0	54.0	NNF 5015 PP 2NR	SL04 5015 PP 2NR	197	325	1300	1.96 kg
80.0	125.0	60.0	NNF 5016 PP	SL04 5016 PP	205	350	1300	2.71 kg
80.0	125.0	60.0	NNF 5016 PP 2NR	SL04 5016 PP 2NR	205	350	1300	2.71 kg
85.0	130.0	60.0	NNF 5017 PP	SL04 5017 PP	214	380	1200	2.83 kg
85.0	130.0	60.0	NNF 5017 PP 2NR	SL04 5017 PP 2NR	214	380	1200	2.83 kg
90.0	140.0	67.0	NNF 5018 PP	SL04 5018 PP	305	540	1100	3.71 kg
90.0	140.0	67.0	NNF 5018 PP C3	SL04 5018 PP C3 2NR	305	540	1100	3.71 kg
90.0	140.0	67.0	NNF 5018 PP 2NR	SL04 5018 PP 2NR	305	540	1100	3.71 kg
95.0	145.0	67.0	NNF 5019 PP	SL04 5019 PP	310	560	1100	3.80 kg
95.0	145.0	67.0	NNF 5020 PP	SL04 5020 PP	310	560	1100	3.88 kg
100.0	150.0	67.0	NNF 5020 PP 2NR	SL04 5020 PP 2NR	330	580	1000	3.88 kg
100.0	150.0	67.0	NNF 5020 PP 2NR C3	SL04 5020 PP C3 2NR	330	580	1000	3.88 kg
110.0	170.0	80.0	NNF 5022 PP	SL04 5022 PP 2NR	385	695	910	3.95 kg
110.0	170.0	80.0	NNF 5022 PP 2NR	SL04 5022 PP	385	695	910	3.95 kg
120.0	180.0	80.0	NNF 5024 PP	SL04 5024 PP	400	750	830	7.04 kg
120.0	180.0	80.0	NNF 5024 PP 2NR	SL04 5024 PP 2NR	400	750	830	7.04 kg
130.0	200.0	95.0	NNF 5026 PP	SL04 5026 PP	535	1000	770	10.40 kg
130.0	200.0	95.0	NNF 5026 PP 2NR	SL04 5026 PP 2NR	535	1000	770	10.50 kg
140.0	210.0	95.0	NNF 5028 PP	SL04 5028 PP	600	1120	710	11.00 kg
155.0	225.0	100.0	NNF 5030 PP	SL04 5030 PP	690	1290	670	13.50 kg
160.0	240.0	109.0	NNF 5032 PP	SL04 5032 PP	720	1390	630	16.60 kg
160.0	240.0	109.0	NNF 5032 PP 2NR	SL04 5032 PP 2NR	720	1390	630	16.60 kg
170.0	260.0	122.0	NNF 5034 PP	SL04 5034 PP	925	1790	590	22.50 kg
180.0	280.0	136.0	NNF 5036 PP	SL04 5036 PP	1090	2140	560	30.10 kg
180.0	280.0	136.0	NNF 5036 PP 2NR	SL04 5036 PP 2NR	1090	2140	560	30.10 kg
190.0	290.0	136.0	NNF 5038 PP 2NR	SL04 5038 PP 2NR	1120	2230	530	31.50 kg
200.0	310.0	150.0	NNF 5040 PP 2NR	SL04 5040 PP 2NR	1310	2650	500	42.00 kg

[www.zen.biz](http://www.zen.biz)

版权所有。  
未经版权所有人明确许可，不得擅自复制、摘录、更改该目录册的任何部分。

v.10 / 18



Bearings for your future