

# ZON™

BEARINGS FOR YOUR FUTURE



轴向圆柱滚子轴承





BEARINGS FOR YOUR FUTURE

灿恩轴承品质卓越，在各种标准及非标应用中使用广泛。  
无论数量多少，我们的技术部门都能够根据您的要求定制任何规格的非标轴承。

灿恩除了经营一千余种微型轴承（内径1-10mm,包括英制）之外还提供薄壁、推力、标准公制轴承以及其他各种非标轴承。我们能够按照客户的特殊需求，通过一些新型材料例如陶瓷或者特殊钢材来设计轴承以满足工业，医疗，化学或食品加工行业上的各种应用。

如果您在我们的产品目录册中无法找到您的理想型号，请联系我们经验丰富的销售团队。



轴向圆柱滚子轴承



润滑油



超负荷适用

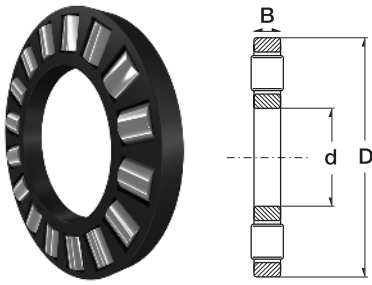


灿恩已获得德国ISO 9001 TUV莱茵认证。

莱茵认证被视作轴承行业的最高检验标准，受到国际认可并得到广大客户的肯定，被视为品质和服务的保证。

[www.zen.biz](http://www.zen.biz)

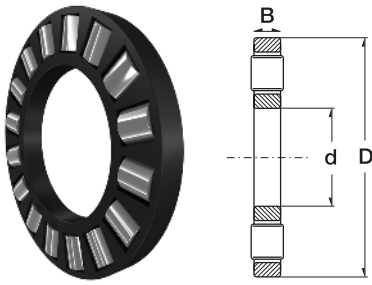
## 轴向圆柱滚子轴承



3

Designation /Type	Weight (kg) approx.	Complete Bearing Designation	Weight (kg) approx.	Housing location washer	Shaft locating washer	Bearing Washer	Dimension (mm)			*Load Rating		*Limiting Speed (rpm)
							d	D	B	C, dyn. N	C, stat. N	
K81102-TV	0.006	81102-TV	0.024	GS81102	WS81102	LS1528	15.0	28.0	3.5	14400	28500	13400
K81103-TV	0.009	81103-TV	0.027	GS81103	WS81103	LS1730	17.0	30.0	3.5	15900	33500	12300
K81104-TV	0.013	81104-TV	0.037	GS81104	WS81104	LS2035	20.0	35.0	4.5	24900	53000	10500
K81105-TV	0.015	81105-TV	0.053	GS81105	WS81105	LS2542	25.0	42.0	5.0	33500	76000	8600
K81106-TV	0.017	81106-TV	0.057	GS81106	WS81106	LS3047	30.0	47.0	5.0	35500	86000	7500
K81206-TV	0.033	81206-TV	0.123	GS81206	WS81206	-	30.0	52.0	7.5	64000	141000	7000
K89306-TV	0.04	89306-TV	0.24	GS89306	WS89306	-	30.0	60.0	5.5	69000	197000	6400
K81107-TV	0.019	81107-TV	0.073	GS81107	WS81107	LS3552	35.0	52.0	5.0	39000	101000	6600
K81207-TV	0.043	81207-TV	0.195	GS81207	WS81207	-	35.0	62.0	7.5	80000	199000	5900
K89307-TV	0.053	89307-TV	0.34	GS89307	WS89307	-	35.0	68.0	6.0	80000	237000	5600
K81108-TV	0.031	81108-TV	0.105	GS81108	WS81108	LS4060	40.0	60.0	6.0	56000	148000	5800
K81208-TV	0.081	81208-TV	0.249	GS81208	WS81208	-	40.0	68.0	9.0	107000	265000	5300
K89308-TV	0.098	89308-TV	0.484	GS89308	WS89308	-	40.0	78.0	7.0	122000	385000	4900
K81109-TV	0.035	81109-TV	0.13	GS81109	WS81109	LS4565	45.0	65.0	6.0	59000	163000	5200
K81209-TV	0.085	81209-TV	0.287	GS81209	WS81209	-	45.0	73.0	9.0	105000	265000	4900
K89309-TV	0.121	89309-TV	0.615	GS89309	WS89309	-	45.0	85.0	7.5	139000	445000	4450
K81110-TV	0.038	81110-TV	0.14	GS81110	WS81110	LS5070	50.0	70.0	6.0	61000	177000	4800
K81210-TV	0.098	81210-TV	0.356	GS81210	WS81210	-	50.0	78.0	9.0	117000	315000	4500
K89310-TV	0.175	89310-TV	0.887	GS89310	WS89310	-	50.0	95.0	8.0	167000	560000	3950
K81111-TV	0.045	81111-TV	0.218	GS81111	WS81111	LS5578	55.0	78.0	6.0	90000	300000	4350
K81211-TV	0.166	81211-TV	0.568	GS81211	WS81211	-	55.0	90.0	11.0	154000	405000	3950
K89311-TV	0.195	89311-TV	1.18	GS89311	WS89311	-	55.0	105.0	9.0	184000	600000	3600
K81112-TV	0.082	81112-TV	0.266	GS81112	WS81112	LS6085	60.0	85.0	7.5	103000	315000	3950
K81212-TV	0.176	81212-TV	0.642	GS81212	WS81212	-	60.0	95.0	11.0	172000	480000	3700
K89312-TV	0.210	89312-TV	1.26	GS89312	WS89312	-	60.0	110.0	9.0	196000	670000	3400

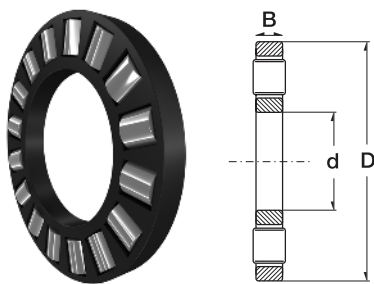
# 轴向圆柱滚子轴承



4

Designation /Type	Weight (kg) approx.	Complete Bearing Designation	Weight (kg) approx.	Housing location washer	Shaft locating washer	Bearing Washer	Dimension (mm)			*Load Rating		*Limiting Speed (rpm)
							d	D	B	C, dyn. N	C, stat. N	
K89412-TV	0.538	89412-TV	2.818	GS89412	WS89412	-	60.0	130.0	14.0	390000	1220000	3050
K81113-TV	0.09	81113-TV	0.31	GS81113	WS81113	LS6590	65.0	90.0	7.5	107000	340000	3700
K81213-TV	0.185	81213-TV	0.721	GS81213	WS81213	-	65.0	100.0	11.0	177000	500000	3500
K89313-TV	0.21	89313-TV	1.33	GS89313	WS89313	-	65.0	115.0	9.0	194000	670000	3200
K89413-TV	0.72	89413-TV	3.52	GS89413	WS89413	-	65.0	140.0	15.0	445000	1410000	2800
K81114-TV	0.092	81114-TV	0.332	GS81114	WS81114	LS7095	70.0	95.0	7.5	111000	365000	3500
K81214-TV	0.212	81214-TV	0.768	GS81214	WS81214	-	70.0	105.0	11.0	187000	550000	3300
K89314-TV	0.29	89314-TV	1.82	GS89314	WS89314	-	70.0	125.0	10.0	239000	830000	2950
K89414-TV	0.76	89414-TV	4.18	GS89414	WS89414	-	70.0	150.0	16.0	475000	1500000	2600
K81115-TV	0.096	81115-TV	0.393	GS81115	WS81115	LS75100	75.0	100.0	7.5	107000	350000	3300
K81215-TV	0.195	81215-TV	0.8	GS81215	WS81215	-	75.0	110.0	11.0	172000	500000	3100
K89315-TV	0.375	89315-TV	2.23	GS89315	WS89315	-	75.0	135.0	11.0	285000	1010000	2750
K89415-M	1.78	89415-M	5.96	GS89415	WS89415	-	75.0	160.0	17.0	500000	1580000	2450
K81116-TV	0.095	81116-TV	0.4	GS81116	WS81116	LS80105	80.0	105.0	7.5	106000	350000	3100
K81216-TV	0.234	81216-TV	0.9	GS81216	WS81216	-	80.0	115.0	11.0	201000	630000	2950
K89316-TV	0.42	89316-TV	2.37	GS89316	WS89316	-	80.0	140.0	11.0	305000	1110000	2600
K89416-M	2.04	89416-M	7.04	GS89416	WS89416	-	80.0	170.0	18.0	560000	1770000	2300
K81117-TV	0.118	81117-TV	0.42	GS81117	WS81117	LS85110	85.0	110.0	7.5	112000	385000	2950
K81217-TV	0.28	81217-TV	1.26	GS81217	WS81217	-	85.0	125.0	12.0	217000	660000	2750
K89317-M	0.93	89317-M	3.39	GS89317	WS89317	-	85.0	150.0	12.0	325000	1140000	2450
K89417-M	2.71	89417-M	8.65	GS89417	WS89417	-	85.0	180.0	19.0	620000	1980000	2170
K81118-TV	0.15	81118-TV	0.62	GS81118	WS81118	LS90120	90.0	120.0	9.0	141000	465000	2750
K81218-TV	0.54	81218-TV	1.77	GS81218	WS81218	-	90.0	135.0	14.0	290000	890000	2550
K89318-M	0.97	89318-M	3.63	GS89318	WS89318	-	90.0	155.0	12.0	335000	1200000	2350
K89418-M	3.04	89418-M	9.94	GS89418	WS89418	-	90.0	190.0	20.0	680000	2200000	2060

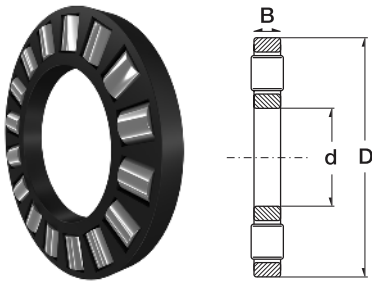
## 轴向圆柱滚子轴承



5

Designation /Type	Weight (kg) approx.	Complete Bearing Designation	Weight (kg) approx.	Housing location washer	Shaft locating washer	Bearing Washer	Dimension (mm)			*Load Rating		*Limiting Speed (rpm)
							d	D	B	C, dyn. N	C, stat. N	
K81120-TV	0.25	81120-TV	0.95	GS81120	WS81120	LS100135	100.0	135.0	11.0	199000	650000	2450
K81220-M	0.6	81220-TV	2.2	GS81220	WS81220	-	100.0	150.0	15.0	340000	1080000	2300
K89320-M	1.18	89320-M	4.56	GS89320	WS89320	-	100.0	170.0	13.0	380000	1400000	2130
K89420-M	3.92	89420-M	13.4	GS89420	WS89420	-	100.0	210.0	22.0	850000	2850000	1860
K81122-TV	0.27	81122-TV	1.04	GS81122	WS81122	LS110145	110.0	145.0	11.0	207000	700000	2260
K81222-TV	0.53	81222-TV	2.29	GS81222	WS81222	-	110.0	160.0	15.0	325000	1030000	2130
K89322-M	1.83	89322-M	6.7	GS89322	WS89322	-	110.0	190.0	15.0	500000	1870000	1920
K89422-M	5.11	89422-M	17.4	GS89422	WS89422	-	110.0	230.0	24.0	1000000	3400000	1690
K81124-TV	0.29	81124-TV	1.12	GS81124	WS81124	LS120155	120.0	155.0	11.0	214000	760000	2090
K81224-TV	0.58	81224-TV	2.54	GS81224	WS81224	-	120.0	170.0	15.0	340000	1120000	1990
K89324-M	2.64	89324-M	9.44	GS89324	WS89324	-	120.0	210.0	17.0	640000	2420000	1750
K89424-M	6.37	89424-M	21.9	GS89424	WS89424	-	120.0	250.0	26.0	1160000	4000000	1560
K81126-TV	0.38	81126-TV	1.67	GS81126	WS81126	LS130170	130.0	170.0	12.0	250000	900000	1920
K81226-TV	0.92	81226-TV	3.98	GS81226	WS81226	-	130.0	190.0	19.0	480000	1520000	1800
K89326-M	2.09	89326-M	11.2	GS89326	WS89326	-	130.0	225.0	18.0	710000	2700000	1620
K89426-M	7.96	89426-M	27.1	GS89426	WS89426	-	130.0	270.0	28.0	1330000	4600000	1440
K81128-TV	0.4	81128-TV	1.9	GS81128	WS81128	LS140180	140.0	180.0	12.0	260000	960000	1800
K81228-M	1.8	81228-M	5.07	GS81228	WS81228	-	140.0	200.0	19.0	455000	1450000	1690
K89328-M	2.57	89328-M	13.2	GS89328	WS89328	-	140.0	240.0	19.0	820000	3200000	1520
K89428-M	8.53	89428-M	29.8	GS89428	WS89428	-	140.0	280.0	28.0	1380000	4950000	1370
K81130-TV	0.43	81130-TV	2.2	GS81130	WS81130	LS150190	150.0	190.0	12.0	270000	1020000	1690
K81230-M	2.81	81230-M	7.17	GS81230	WS81230	-	150.0	215.0	21.0	590000	1940000	1580
K89330-M	3.75	89330-M	13.9	GS89330	WS89330	-	150.0	250.0	19.0	840000	3350000	1440
K89430-M	10.4	89430-M	35.4	GS89430	WS89430	-	150.0	300.0	30.0	1570000	5700000	1280
K81132-TV	0.44	81132-TV	2.12	GS81132	WS81132	LS160200	160.0	200.0	12.0	260000	990000	1600

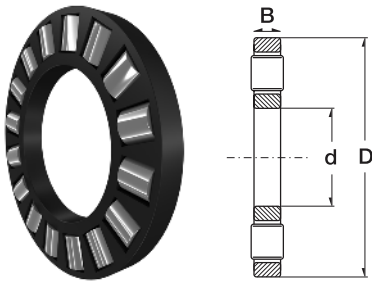
# 轴向圆柱滚子轴承



6

Designation /Type	Weight (kg) approx.	Complete Bearing Designation	Weight (kg) approx.	Housing location washer	Shaft locating washer	Bearing Washer	Dimension (mm)			*Load Rating		*Limiting Speed (rpm)
							d	D	B	C, dyn. N	C, stat. N	
K81232-M	3.01	81232-M	7.6	GS81232	WS81232	-	160.0	225.0	21.0	600000	2030000	1500
K89432-M	12.4	89432-M	42	GS89432	WS89432	-	160.0	320.0	32.0	1780000	6500000	1200
K81134-TV	0.66	81134-TV	2.41	GS81134	WS81134	-	170.0	215.0	14.0	360000	1380000	1500
K81234-M	3.5	81234-M	9.3	GS81234	WS81234	-	170.0	240.0	22.0	680000	2340000	1400
K89434-M	14.9	89434-M	51.9	GS89434	WS89434	-	170.0	340.0	34.0	1990000	7400000	1130
K81136-M	1.46	81136-M	3.3	GS81136	WS81136	-	180.0	225.0	14.0	340000	1300000	1420
K81236-M	3.67	81236-M	9.9	GS81236	WS81236	-	180.0	250.0	22.0	690000	2440000	1340
K89436-M	17.6	89436-M	60	GS89436	WS89436	-	180.0	360.0	36.0	2210000	8200000	1070
K81138-M	1.84	81138-M	1.74	GS81138	WS81138	-	190.0	240.0	15.0	385000	1500000	1340
K81238-M	5.17	81238-M	12.8	GS81238	WS81238	-	190.0	270.0	26.0	880000	3000000	1250
K89438-M	20.9	89438-M	72.1	GS89438	WS89438	-	190.0	380.0	38.0	2450000	9200000	1100
K81140-M	1.93	81140-M	4.95	GS81140	WS81140	-	200.0	250.0	15.0	390000	1550000	1280
K81240-M	5.4	81240-M	14.2	GS81240	WS81240	-	200.0	280.0	26.0	900000	3150000	1200
K89440-M	24	89440-M	82.6	GS89440	WS89440	-	200.0	400.0	40.0	2700000	10200000	960
K81144-M	2.04	81144-M	5.22	GS81144	WS81144	-	220.0	270.0	15.0	420000	1730000	1180
K81244-M	5.8	81244-M	15.3	GS81244	WS81244	-	220.0	300.0	26.0	940000	3450000	1110
K89444-M	25.7	89444-M	90.1	GS89444	WS89444	-	220.0	420.0	40.0	2900000	11500000	900
K81148-M	3.32	81148-M	8.45	GS81148	WS81148	-	240.0	300.0	18.0	600000	2500000	1070
K81248-M	9.94	81248-M	26.2	GS81248	WS81248	-	240.0	340.0	32.0	1370000	5000000	990
K89448-M	27.3	89448-M	95.9	GS89448	WS89448	-	240.0	440.0	40.0	3000000	12200000	850
K81152-M	3.55	81152-M	9.08	GS81152	WS81152	-	260.0	320.0	18.0	620000	2650000	990
K81252-M	10.8	81252-M	28.6	GS81252	WS81252	-	260.0	360.0	32.0	1441000	5400000	930
K89452-M	36.8	89452-M	125	GS89452	WS89452	-	260.0	480.0	44.0	3600000	14700000	780
K81156-M	5.31	81156-M	12.6	GS81156	WS81156	-	280.0	350.0	22.0	860000	3650000	910
K81256-M	11.5	81256-M	31	GS81256	WS81256	-	280.0	380.0	32.0	1460000	5600000	870

## 轴向圆柱滚子轴承



7

Designation /Type	Weight (kg) approx.	Complete Bearing Designation	Weight (kg) approx.	Housing location washer	Shaft locating washer	Bearing Washer	Dimension (mm)			*Load Rating		*Limiting Speed (rpm)
							d	D	B	C, dyn. N	C, stat. N	
K89456-M	47.5	89456-M	159	GS89456	WS89456	-	280.0	520.0	48.0	4200000	17600000	720
K81160-M	7.6	81160-M	19.4	GS81160	WS81160	-	300.0	380.0	25.0	1060000	4500000	850
K81260-M	17.8	81260-M	48.25	GS81260	WS81260	-	300.0	420.0	38.0	1930000	7300000	800
K89460-M	49.8	89460-M	170	GS89460	WS89460	-	300.0	540.0	48.0	4350000	18500000	690
K81164-M	8.04	81164-M	20.7	GS81164	WS81164	-	320.0	400.0	25.0	1100000	4750000	800
K89464-M	80.3	89464-M	203	GS89464	WS89464	-	320.0	580.0	68.0	5500000	19900000	640

[www.zen.biz](http://www.zen.biz)

版权所有。  
未经版权所有人明确许可，不得擅自复制、摘录、更改该目录册的任何部分。

v.10 / 18



Bearings for your future